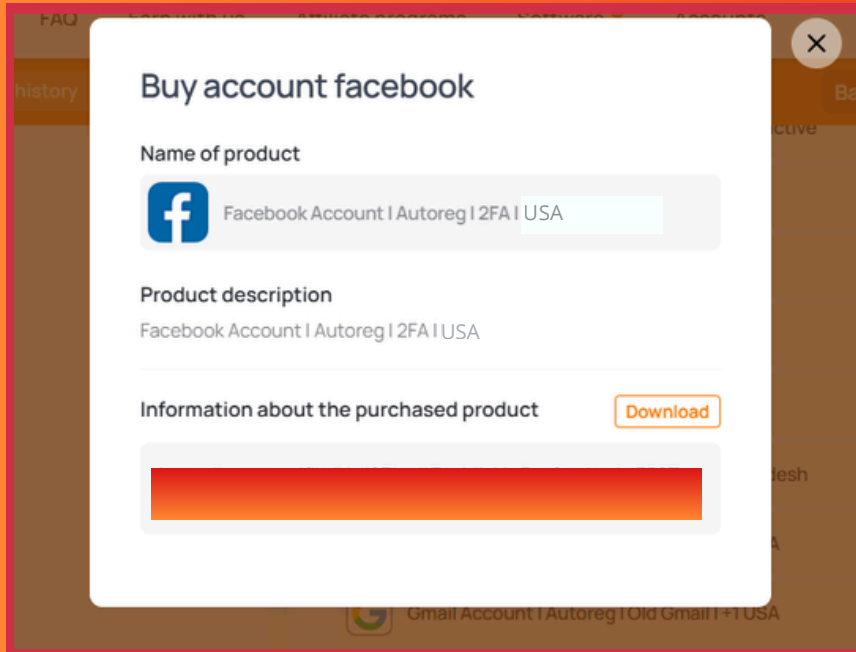


How to log in to a Facebook account

1. Purchase an account and follow the link to view the data.



The data may be available immediately after purchase.




1) Mail
2) ID
3) Password
4) 2FA

2. Enable a VPN with a country-specific location and check your IP.



3. Go to the official website www.facebook.com or the app.




Enter:
Email
Password
Click the Log in

4. You will be redirected to the 2FA request page.

Fariya Khan • Facebook

Go to your authentication app

Enter the 6-digit code for this account from the two-factor authentication app that you set up (such as Duo Mobile or Google Authenticator).



Code

Continue

Try Another Way

Don't close the page!

5. Go to the 2fa.live website and see 2 windows (2FA Secret and 2FA Code). Enter the 2FA data in the 2FA Secret window and click Submit. Next, in the 2FA Code window, you will see a 6-digit code after the "|" symbol. Copy this code.

* **2FA Secret** Get code for 2 factor authentication easiest - Please store your 2FA secret safely

Completed 2FA data

Submit Click it!

* **2FA Code** 2-step verification code

ABC|2FA Code

Copy

* **2FA Secret** Get code for 2 factor authentication easiest - Please store your 2FA secret safely

Completed 2 FA data

Submit

* **2FA Code** 2-step verification code

The filled-in data of 2 FA is duplicated

6-digit code

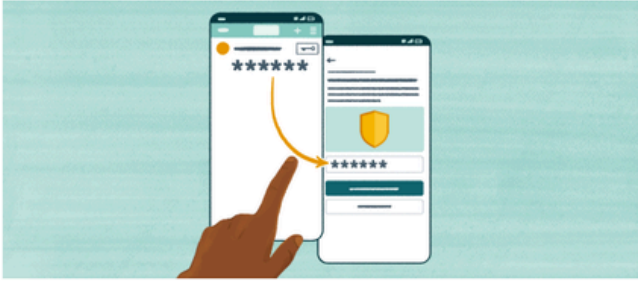
Copy

6. Return to the 2FA request page, enter the code, and click "Continue"

Fariya Khan • Facebook

Go to your authentication app

Enter the 6-digit code for this account from the two-factor authentication app that you set up (such as Duo Mobile or Google Authenticator).



Code

Continue


Try Another Way

7. You can confirm your trust, or you can choose not to.

You're logged in. Trust this device?

To log in faster, trust this device to skip the step that confirms it's you from now on.

🔒 If other people have access to this device, it's best to always confirm it's you.



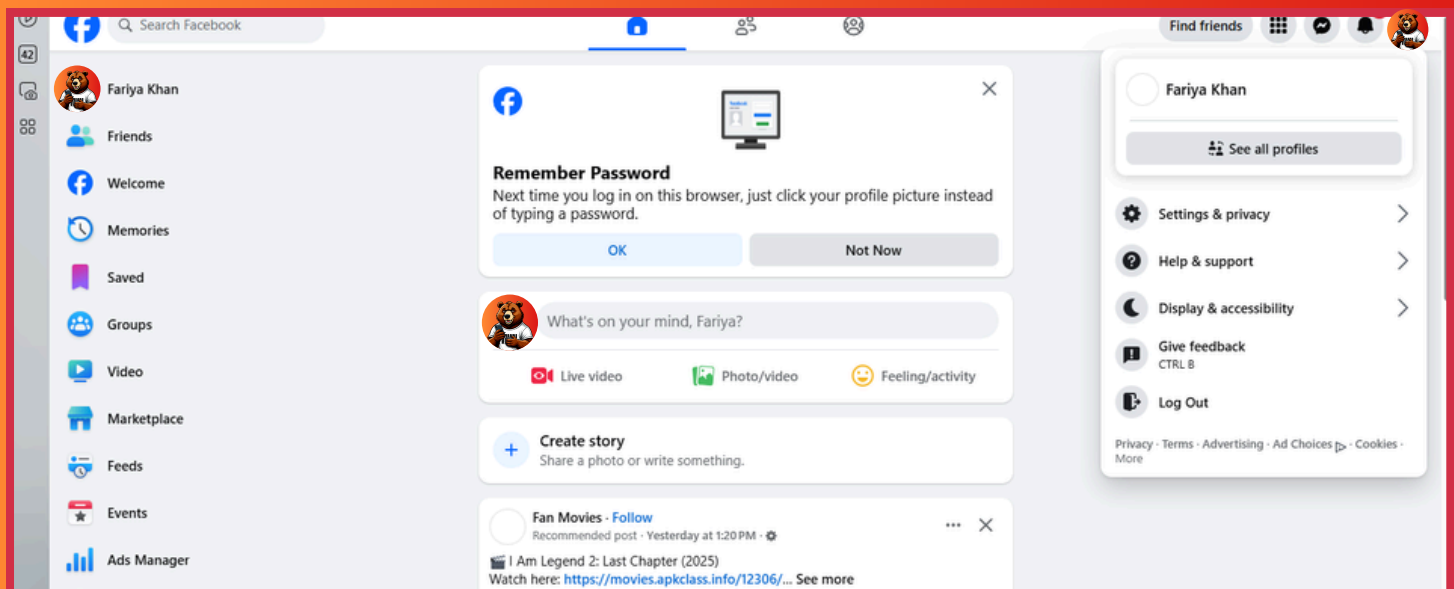
Chrome on Windows

You can also manage trusted devices in Facebook's security settings.

Trust this device

Always confirm it's me

8. After the previous selection, you can log in to the account.



The screenshot shows the Facebook homepage for user Fariya Khan. The left sidebar contains navigation links: Friends, Welcome, Memories, Saved, Groups, Video, Marketplace, Feeds, Events, and Ads Manager. The main content area features a 'Remember Password' prompt, a 'What's on your mind' post creation box with options for Live video, Photo/video, and Feeling/activity, a 'Create story' button, and a recommended post for 'Fan Movies - Follow'. The right sidebar shows the user's profile picture, name, and links to Settings & privacy, Help & support, Display & accessibility, Give feedback, and Log Out.